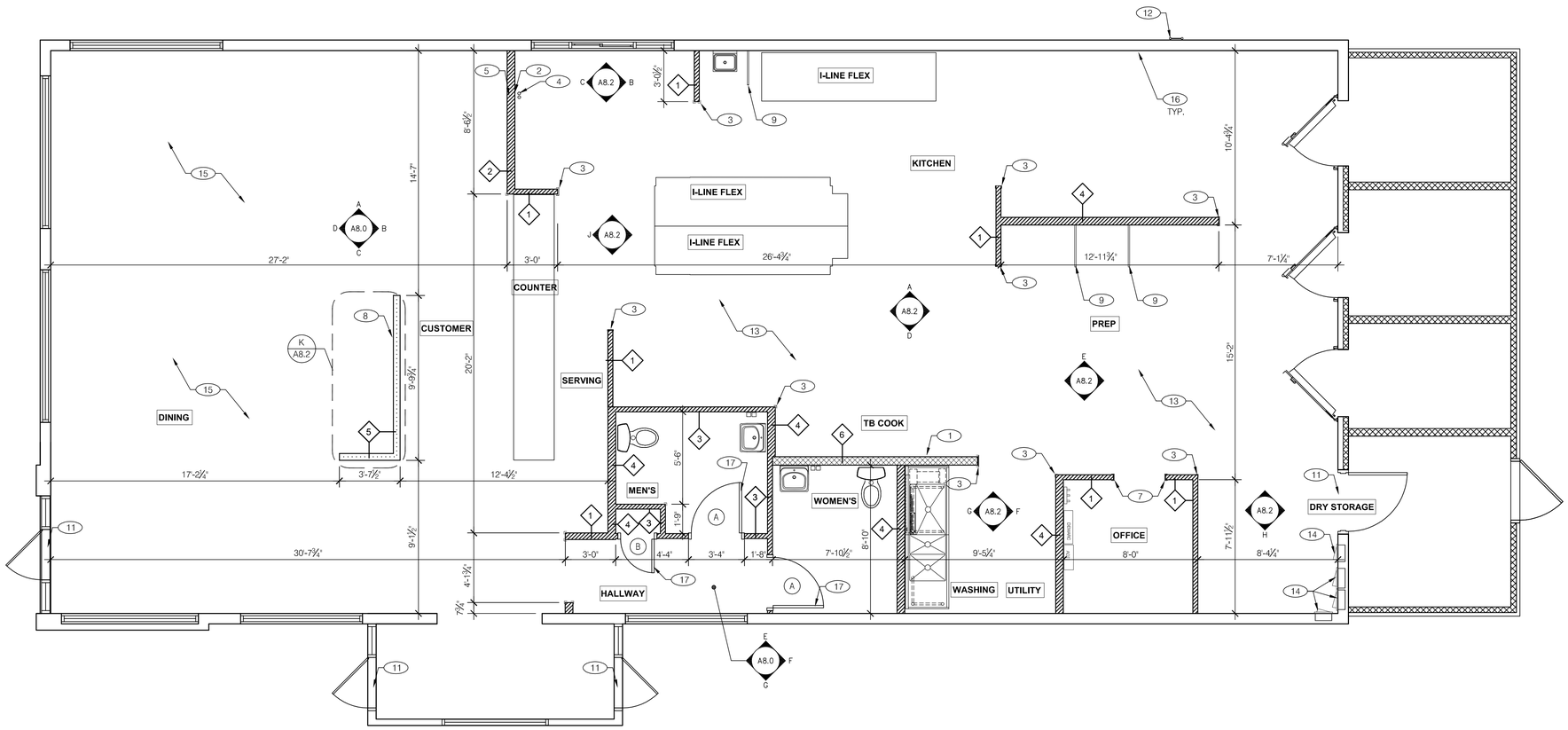

FLOOR PLAN 1/4" = 1'-0" | **A**

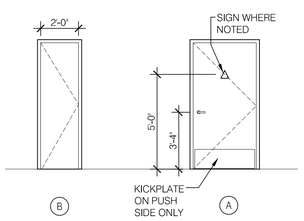

DOOR TYPES | **D**

WALL HEIGHTS:
ALL INTERIOR NON-BEARING WALLS SHALL BE BRACED TO THE BOTTOM OF TRUSSES, U.O.N.

WALL SUBSTRATES:

DINING ROOM:
1/2" GYPSUM WALLBOARD FROM FLOOR SLAB TO 6" ABOVE CEILING HEIGHT U.O.N. SEE 6 & 8/A6.3 (NOTE: THE CEMENT BOARD SPECIFICATION IS DESIGNED TO ALLOW THE G.C. FLEXIBILITY.)

KITCHEN WALLS AND DINING ROOM CLOSET:
1/2" CEMENT WALLBOARD FROM T.O. SLAB T.O. 12" A.F.F. AT 12" A.F.F., USE 1/2" CDX PLYWOOD W/FRP SURFACE FINISH TO 6" ABOVE CEILING HEIGHT U.O.N. IF DOUBLE SIDE SHEAR WALL PLYWD IS SPECIFIED THE PLYWOOD SHALL BE CONTINUOUS FROM SILL PLATE TO TOP PLATE. SEE 4/A6.3.

RESTROOM WALLS:
5/8" CEMENT WALLBOARD FROM T.O. SLAB OR T.O. CONCRETE CURB TO 48" A.F.F., WITH 5/8" HI-IMPACT BRAND XP WALLBOARD, TYPE X CORE FROM T.O. CEMENT BOARD TO 6" ABOVE CEILING HEIGHT U.O.N. NO SUBSTITUTIONS ALLOWED. FINISH AS SCHEDULED.

ALL OTHER FRAME WALL CONDITIONS:
1/2" CEMENT WALLBOARD FROM T.O. SLAB OR T.O. CONCRETE CURB TO 48" A.F.F., WITH 1/2" GYPSUM WALLBOARD FROM T.O. CEMENT BOARD TO 6" ABOVE CEILING HEIGHT U.O.N. FINISH AS SCHEDULE

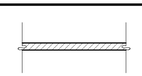

TYPICAL INTERIOR WALL:
WD STUDS AT 16" O.C. AS INDICATED

1 2X4 WOOD STUDS 2 2X6 WOOD STUDS

INTERIOR SOUND-RATED WALL:
TYPICAL INTERIOR WALL W/ 3-1/2" UNFACED FIBERGLASS BATT INSULATION.

3 2X4 WOOD STUDS 4 2X6 WOOD STUDS

LOW WALL:
2X4 WD STUDS AT 16" O.C. AS SCHEDULED (SEE DETAIL 15/A6.6)

5 2X4 WOOD STUDS

HOODWALL:
INTERIOR NON-COMBUSTIBLE WALL WITH 20 GA. S.S. PANEL BEHIND HOOD. EXTEND MIN. 18" BEYOND END OF HOOD. M. STUD FRAMING. REFER TO DETAIL 2/M3.0 FOR EXTENT OF S.S. PANEL.

6 6" METAL STUD

WALL LEGEND | **C**

- DIMENSIONS:
  ALL DIMENSIONS NOTED ARE TO FACE OF FINISH ON INTERIOR WALLS, U.N.O.

  DIMENSIONS NOTED AS 'CLEAR' OR 'HOLD' ARE MIN. REQUIRED. NET CLEARANCE FROM FACE OF WALL / WAINSCOT FINISH. VERIFY FINAL EQUIPMENT SIZES W/ VENDOR PRIOR TO INT. WALL FRAMING.
- WINDOWS / DOORS:
  SEE DETAIL D, THIS SHEET, FOR DOOR SCHEDULE.
  ALL DOOR AND WINDOW OPENING DIMENSIONS ARE TO ROUGH OPENING.
- FINISH SUBSTRATES:
  PROVIDE 1/2" THICK CEMENTITOUS BD. FROM FLOOR SLAB TO 12" A.F.F. MIN. IN LIEU OF GYP. BD. AT ALL WALLS EXCEPT SHEARWALL SURFACES, U.O.N.
  INTERNATIONAL' APPROVED SEALANTS.
  ALL JOINTS, GAPS OR SPACES LEADING TO ALL HOLLOW OR INACCESSIBLE SPACES SHALL BE SEALED WITH "NSF
  ALL BACK OF HOUSE AND OFFICE WALLS SHALL HAVE 1/2" CDX PLYWOOD SUBSTRATE, U.O.N.
- DECOR:
  SEE A2.0 FOR SEATING PLAN AND DETAILS.
  SEE A7.0 FOR FLOOR FINISHES.
  SEE A7.1 FOR CEILING FINISHES.
  SEE A8.0 - A8.2 FOR WALL FINISHES.
- GENERAL:
  PROVIDE FOUR FIRE EXTINGUISHERS - (2) 10 lb. BC AND (1) 10 lb. ABC AND (1) K - TO COMPLY WITH LOCAL FIRE CODE. LOCATE PER DIRECTION OF FIRE MARSHALL OR LOCAL AUTHORIZING AGENT. FOR ADDITIONAL INFORMATION SEE SHEET A2.0
  DRAWINGS ARE BASED UPON WOOD FRAMING. UTILIZATION OF METAL STUDS ON NON-BEARING INTERIOR PARTITIONS, BULKHEADS AND SOFFITS IS ACCEPTABLE.

1. HOOD WALL. SEE WALL LEGEND.
2. KEEP CLEAR FOR UTILITIES & SYRUP LINES.
3. S.S. CORNER GUARD/WALL CAP [TM-2], TYP. ALL CORNERS IN BACK OF HOUSE FROM REAR WALL TO KITCHEN SIDE OF THE SERVICE COUNTER.
4. SYRUP LINE CHASE (ABOVE)
5. 14' X 14' HORIZONTAL OPENING FOR SYRUP TUBES. COORDINATE WALL PENETRATION WITH COUNTER INSTALLER. SEAL CHASE TO COUNTER.
6. NOT USED.
7. CASED OPENING, REFER TO DETAIL 5/A6.4
8. LOW WALL, BY G.C. - SEE D/A8.0.
9. STAINLESS STEEL SPLASH GUARD.
10. NOT USED.
11. G.C. TO INSTALL NEW THRESHOLD.
12. EXTERIOR ROOF LADDER.
13. PATCH AND REPAIR SLAB WHERE NEW PLUMBING LINES HAVE BEEN PLACED.
14. ELECTRICAL PANELS
15. PATCH AND REPAIR INTERIOR SUBSTRATES TO LEVEL 5 FINISH IN DINING ROOM.
16. PATCH AND REPAIR EXISTING INTERIOR SUBSTRATES IN KITCHEN ON WALLS TO REMAIN.
17. NEW DOOR AND FRAME.

GENERAL NOTES & KEYNOTES | **B**

GLMV Architecture
1525 E. Douglas Wichita, KS 67211
Tel: 316.267.2037
www.glmv.com

STATE OF MARYLAND
STEVEN C. WEBER
20906
ARCHITECT
4.26.2023

PROFESSIONAL CERTIFICATION:
I CERTIFY THAT THESE DOCUMENTS WERE PREPARED OR APPROVED BY ME, AND THAT I AM DULY LICENSED ARCHITECT UNDER THE LAWS OF THE STATE OF MARYLAND, LICENSE NO. 20906
EXPIRATION DATE 10.21.2023

22772R22011

CONTRACT DATE:	03.23.2023
BUILDING TYPE:	TYPE-M
PLAN VERSION:	-
BRAND DESIGNER:	XXXXX
SITE NUMBER:	XXXXX
STORE NUMBER:	39978

TACO BELL

26045 POINT LOOKOUT RD
LEONARDTOWN, MD

SUCCESSOR PROTOTYPE

FLOOR PLAN

A1.0

DS